



OCEAN TOMO®
INTELLECTUAL CAPITAL EQUITY®

TAKE 5 ON PATENTS

POWERED BY THE OCEAN TOMO RATINGS™ SYSTEM / MARCH 2015

Take 5: On Patents is a monthly report prepared by Ocean Tomo, driven by insight gleaned from the Ocean Tomo Ratings™ System. The number of utility patents issued by the United States Patent and Trademark Office is increasing every year, with over 30,000 issuing in March 2015, according to data available from the Patent Application Information Retrieval (PAIR) system. Included in this report are highlights of the top rated, companies, inventors, USPC classes, priority dates, and patent prosecuting firms based on the Ocean Tomo Ratings System.



TOP 5
COMPANIES



TOP 5
PRIORITY DATES



TOP 5
USPC



TOP 5
INVENTORS

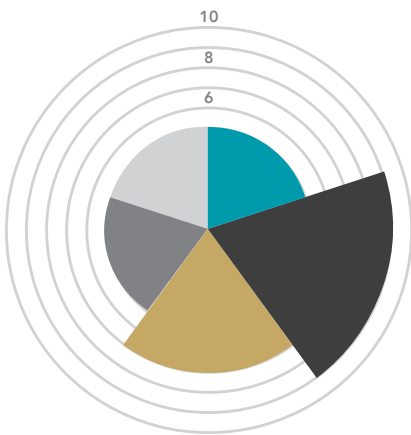


TOP 5
PROSECUTING FIRMS



TOP 5 COMPANIES

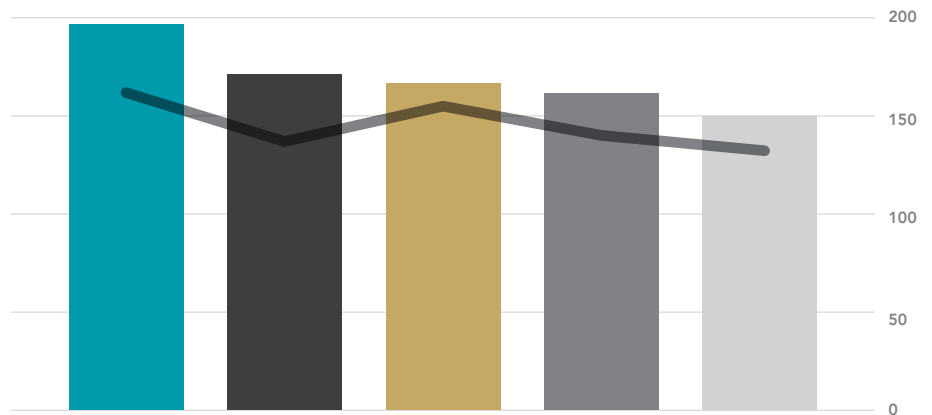
Immunomedics, Inc., this month's top company, is a biopharmaceutical company that develops products for the treatment of cancer, auto-immune, and other diseases. 156 of the company's 226 patents have been classified under U.S. Patent Class (USPC) 424: Drug, bio-affecting and body treating compositions. The company has filed 146 patents from 2005 through 2013 with a year over year filing increase of approximately 10%. The company had one patent expire this month and another 11 will expire by the end of this year. The median remaining life of their issued patent portfolio is under 13 years.



NUMBER OF ISSUED U.S. PATENTS MARCH 2015

COMPANY	AVG. OTR™ SCORE – ALL U.S. PATENTS	ISSUED PATENTS MAR. 2015	AVG. OTR™ SCORE MAR. 2015
● Immunomedics, Inc.	161.1	5	196.5
● Deka Products Ltd. Partnership	137.6	9	170.8
● Digimarc Corp.	154.6	7	166.3
● Xyleco, Inc.	139.7	5	161.5
● Immersion Corp.	131.9	5	149.3

AVG. OTR™ SCORE OF U.S. ISSUED PATENTS LAST MONTH

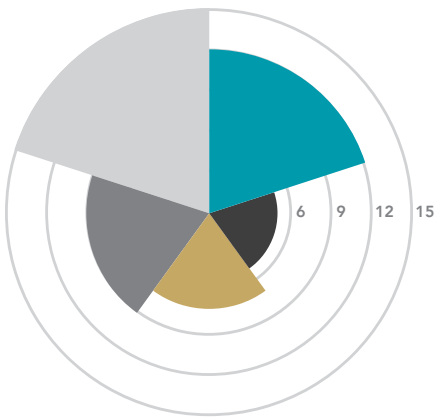


● AVG. OTR™ SCORE – ALL U.S. PATENTS



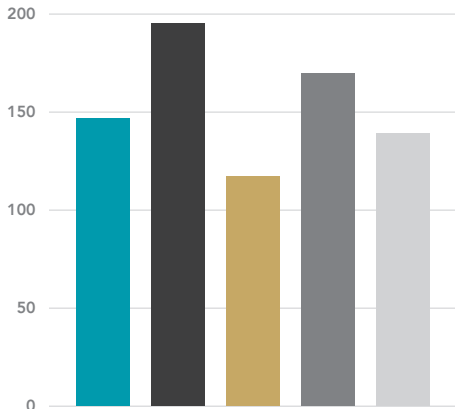
TOP 5 PRIORITY DATES

Immunomedics, Inc., this month's top company, was also the company with the second earliest average priority date. The median priority date for their entire portfolio is August 31, 2002. The company's patents have a broad range of patent prosecution lengths with a minimum of just under six months, a maximum of over 12.5 years, and on average just under three years. Four of the Immunomedics, Inc. patents issued this month are classified as USPC 424, a drug categorization with 544 newly issued patents this month. Immunomedics' 1.4 year average time to issue is significantly faster than the average of 4.1 years for this patent class.



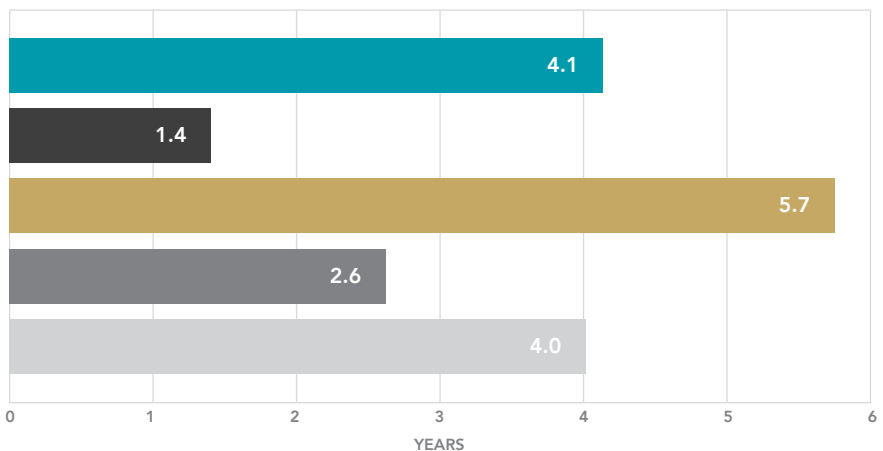
NUMBER OF ISSUED U.S. PATENTS MARCH 2015

COMPANY	EARLIEST PRIORITY DATE	ISSUED PATENTS MAR. 2015	AVG. OTR™ SCORE MAR. 2015
Rovi Corp.	07/03	12	147.8
Immunomedics, Inc.	06/04	5	196.5
CR Bard, Inc.	02/05	7	117.7
Deka Products Ltd. Partnership	02/05	9	170.8
RPX Corp.	03/05	15	139.7



AVG. OTR™ SCORE OF U.S. ISSUED PATENTS MARCH 2015

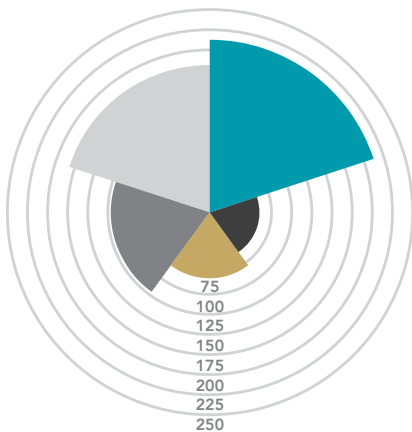
AVG. LENGTH OF PROSECUTION



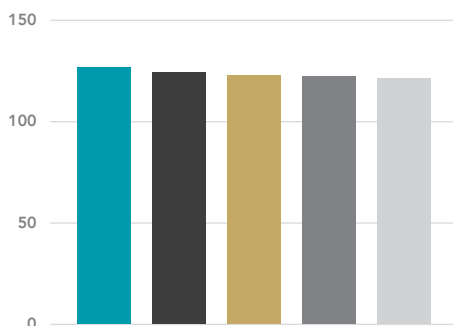


TOP 5 USPC

USPC 341, last month's fifth ranked class, is the third ranked class in March. This class relates to technologies that emit coded signals or translate signals from one code to another, excluding analog conversions. The Toshiba Corporation was the top company in USPC 341 this month, with four issued patents having an average OTR™ score of 110.0. Overall, Toshiba is the 25th ranked company for patents in this classification with 232 patents having an average OTR score of 102.4. In this space, Sony has 1,440, LG has 927, and Samsung has 844 patents, making them the first, second, and third ranked companies in this space.



NUMBER OF ISSUED
U.S. PATENTS MARCH 2015



AVG. OTR™ SCORE OF
U.S. ISSUED PATENTS MARCH 2015

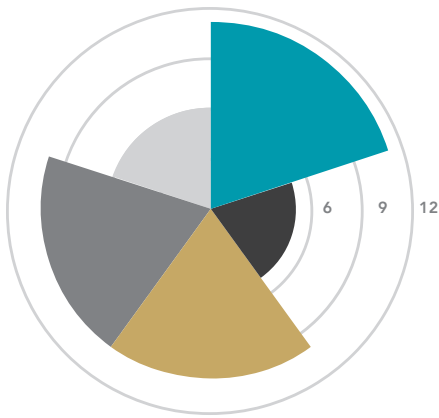
PATENT CLASS	AVG. OTR™ SCORE MAR. 2015	ISSUED PATENTS MAR. 2015	TOP COMPANY/ASSIGNEE*
● U.S. Class 725 Interactive video distribution systems	126.5	211	LG Electronics
● U.S. Class 386 Motion video signal processing for recording or reproducing	124.3	63	Mitsubishi Electric
● U.S. Class 341 Coded data generation or conversion	122.8	77	Toshiba
● U.S. Class 379 Telephonic communications	122.1	115	Microsoft Technology Licensing
● U.S. Class 463 Amusement devices: games	121.3	183	International Game Technology

*Based on Average OTR™ Score of patents issued in class for March 2015.

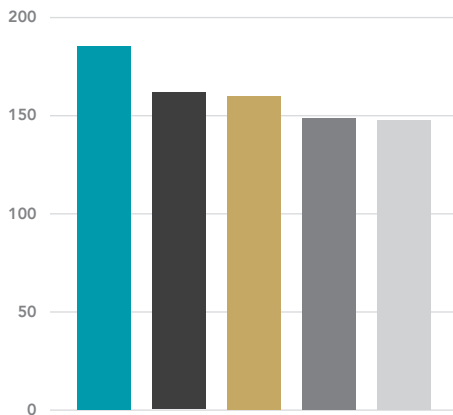


TOP 5 INVENTORS

Marshall Medoff of Xyleco, Inc. was this month's second ranked inventor for his five issued patents. Mr. Medoff is listed as the inventor on 95 currently active U.S. patents having an average OTR™ score of 140.4, all of which are assigned to Xyleco, Inc. The remaining life on Mr. Medoff's patents averages 14.6 years with a median remaining life of 15.8 years. Of Mr. Medoff's 95 patents, 39 are classified under USPC 435, including all of the patents that issued this month. His next most active USPC is 162, which relates to processes that treat fibrous materials with chemicals in order to create products such as paper or textiles.



NUMBER OF ISSUED U.S. PATENTS MARCH 2015



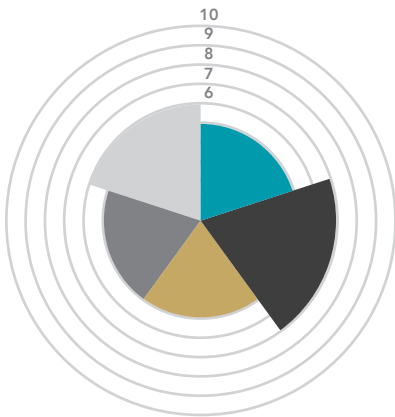
AVG. OTR™ SCORE OF U.S. ISSUED PATENTS MARCH 2015

INVENTOR	ISSUED PATENTS MAR. 2015	AVG. OTR™ SCORE MAR. 2015	COMPANY/ ASSIGNEE	CLASSIFICATION
● Corl; Mark T.	11	185.1	LG Electronics	U.S. Class 725 Interactive video distribution systems
● Medoff; Marshall	5	161.5	Xyleco, Inc.	U.S. Class 435 Chemistry: molecular biology and microbiology
● Shimada; Masaaki	10	159.9	Mitsubishi Electric	U.S. Class 386 Motion video signal processing for recording or reproducing
● Whetsel; Lee, D.	10	148.7	Texas Instruments	U.S. Class 714 Error detection/ correction and fault detection/recovery
● Kimura; Hajime	6	147.3	Semiconductor Energy Laboratory	U.S. Class 345 Computer graphics processing and selective visual display systems



TOP 5 PROSECUTING FIRMS

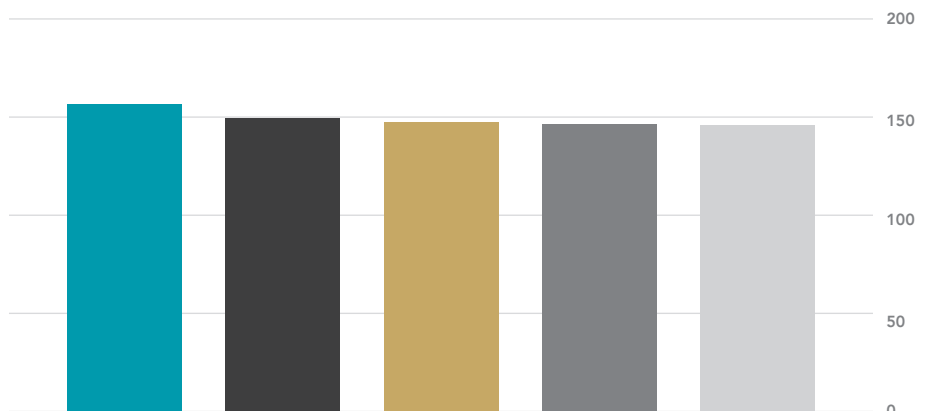
Pate Baird, a firm that specializes in intellectual property, was this month's top firm. The firm is listed as the attorney of record on 58 patents that have an average OTR™ score of 144.3 and an average prosecution length of approximately two years and eight months per patent. The firm is listed as the attorney on a patent with a prosecution of just over eight months as well as a patent with a prosecution length of ten years. Groen Brothers Aviation, Inc. appears to be the firm's most regular client by patent volume with 18 patents.



NUMBER OF ISSUED U.S. PATENTS MARCH 2015

FIRM NAME	ISSUED PATENTS MAR. 2015	AVG. OTR™ SCORE MAR. 2015	COMPANY/ ASSIGNEE
● Pate Baird	5	155.9	Groen Brothers Aviation Global
● Strategic Patents	7	148.9	Millennial Media
● Soquel Group	5	147.2	Google
● The Danamraj Law Group	5	146.2	BlackBerry
● Leber Patent Law P.C.	6	145.3	Xyleco, Inc.

AVG. OTR™ SCORE OF U.S. ISSUED PATENTS MARCH 2015





ABOUT OTR™ – USPTO

The Ocean Tomo Ratings™ system for patents issued by the USPTO, is the most advanced web-based patent data, rating and analysis platform designed for objectively assessing patent quality, relevant patents and technologies, competition and competitive trends. The market validated system is used by major global corporations among the top 100 IP holders. From individual patents and patent portfolios, to technology sectors and companies, the Ocean Tomo Ratings system provides unparalleled strategic insight and analysis.

Built upon patented methodologies (U.S. Patent No. 6,556,992 and 7,716,226) derived from assessing the entire universe of U.S. issued patents, with over 50 discrete patent attributes validated by market participants, the Ocean Tomo Ratings system shows interrelationships among all U.S. patents with a numerical relevance score.

No other analysis and research tool combines patent quality metrics with other competitive portfolio assessment on a single accessible platform. The Ocean Tomo Ratings system is offered as a subscription or through individual reports.

The report provides an overview of patent issuance activity within the United States Patent & Trademark Office. The report reveals the previous months':



TOP 5
COMPANIES



TOP 5
PRIORITY DATES



TOP 5
USPC



TOP 5
INVENTORS



TOP 5
PROSECUTING FIRMS

For more information about the patents, companies, firms and data presented here, please contact Gary Bender, who oversees the Ocean Tomo Strategic Analytics Practice, at gbender@oceantomo.com or +1 415.946.2605

Data accessible through oceantomo.com/ratings was prepared by Ocean Tomo based on proprietary algorithms and other statistical information provided by PatentRatings, LLC. All scores, ratings and ranks are statistical in nature and are based on publicly available data. They are not based on, nor do they consider any legal opinions or other professional opinions, advice or other information (public or otherwise) that may have bearing on the subject matter of the analysis. No direct statistical correlation has been established between OTR™ scores and "fair market value," royalty rates, validity, enforceability or infringement and OTR scores should not be relied upon to prove or establish the existence or probability of such facts. No direct statistical correlation has been established between Relevance scores and patentability or materiality, and Relevance scores should not be relied upon to prove, establish or support any opinion of the materiality or patentability of one patent in view of another. Some of the information and services provided by this website may be covered by one or more of the following U.S. patents: 6,556,992; 7,657,476; 7,716,226; and other patents pending. Copyright 2001-2014 PatentRatings, LLC. Copyright 2011-2015 Ocean Tomo, LLC. All rights reserved.



OCEAN TOMO[®]

INTELLECTUAL CAPITAL EQUITY[®]

Established in 2003, Ocean Tomo, LLC, the Intellectual Capital Merchant Banc[™] firm, provides industry leading financial products and services related to intellectual property including financial expert testimony, valuation, strategy consulting, proprietary research products, investment services, risk management products, innovation management services and transaction brokerage. Ocean Tomo assists clients – corporations, law firms, governments and institutional investors – in realizing Intellectual Capital Equity[®] value broadly defined.

Our Opinion, Management, and Advisory Services are built upon more than two decades of experience valuing intellectual property in the most rigorous of venues – State, Federal and international courts. Our financial, market and technical experts provide a unique understanding of the contributory value of proprietary innovation. This is the cornerstone of our business. This insight permeates every practice.

Headquartered in Chicago, Ocean Tomo has offices in Greenwich, Houston, Irvine, San Francisco and Seattle. Subsidiaries of Ocean Tomo include: Ocean Tomo Risk Management, LLC; Ocean Tomo Asset Management LLC; OTI Data Networks, LLC; Patent Marking, LLC; and Ocean Tomo Capital, LLC – publisher of the Ocean Tomo 300[®] Patent Index family. Ocean Tomo is the founder of the Intellectual Property Exchange International (IPXI), Inc., creator of the live public open cry auction marketplace for intellectual property as well as the exclusive source for Ocean Tomo Ratings[™].